



Reporting and Fee payment for Diploma to Degree Students admitted through ACPC - 2023

1. The candidates admitted at this University *through ACPC* are hereby informed that after paying the ACPC token fees of Rs. 20,000/- as per the ACPC scheduling, **the candidates are required to report and pay remaining fee online without fail through the prescribed form available on the University Website**. Such candidates can pay the remaining amount of fee to confirm their admission as mentioned hereunder:

Particulars	Amount (Rs.)	For Candidate with Freeship Card / TFW Category Amount (Rs.)
Tuition Fee (Per Semester)	1,20,000/-	0/-
University Enrollment & Examination Fee (Per Semester)	3,000/-	3,000/-
Library Deposit (Refundable)	3,000/-	3,000/-
Security Deposit (Refundable)	10,000/-	10,000/-
Total	1,36,000/-	16,000/-
Less : Fees Paid to ACPC for PDPU admission	20,000/-	0/-
Net amount payable	1,16,000/-	16,000/-

2. If a candidate gets admission in any other institution in a subsequent admission round of the ACPC, then his/her admission will be transferred to other institute. Such candidate reserve no right to pay the fees at this University for his/her admission earlier allotted by the ACPC.
3. If a candidate is offered a different branch at this university itself in a subsequent admission round by the ACPC, he/she shall have to send his/her new ACPC seat allotment letter on the email address pdpu.acpc@pdpu.ac.in immediately.
4. The University will refund the fee by **16th November, 2023**, if a candidate after paying above mentioned fee and getting admission elsewhere in a subsequent ACPC admission round.

Link for Online Reporting Link: <https://pdpu.nopaperforms.com/acpc-d2d-reporting-form-2023>

The detailed scheduled for the Orientation Program and Class Time will be shared separately by Email

STEPS TO FOLLOW FOR FILLING PDEU REPORTING FORM and Paying Fee FOR DIPLOMA TO DEGREE (D2D) STUDENTS ADMITTED AT PDEU

- 1) Online Reporting Link: <https://pdpu.nopaperforms.com/acpc-d2d-reporting-form-2023>

PDEU Admissions 2023

Purvi Upadhyay

purvipdeu@gmail.com

+91 7567076308

Gujarat Ahmedabad

Faculty of Engineering and Technology (FoET)

ACPC D2D Reporting

d345b4 d345b4

☒ I agree to receive information regarding my submitted application by signing up on PDEU *

Register

EXISTING USER? LOGIN

Resend Verification Email

Instructions

- 2) You will find page “PDEU Admissions 2023 APPLY HERE”. Register yourself as by filling the require information.
- Select Faculty of Engineering and Technology (FOET) in “Institute applying for” and
 - Select “ACPC D2D Reporting” in Select Course.
- 3) Write captcha code shown in the box and click on “Submit” button.

PDEU Admissions 2023

Purvi Upadhyay

purvipdeu@gmail.com

+91 7567075527

Gujarat Ahmedabad

Faculty of Engineering and Technology (FoET)

ACPC D2D Reporting

d345b4 d345b4

☒ I agree to receive information regarding my submitted application by signing up on PDEU *

Register

EXISTING USER? LOGIN

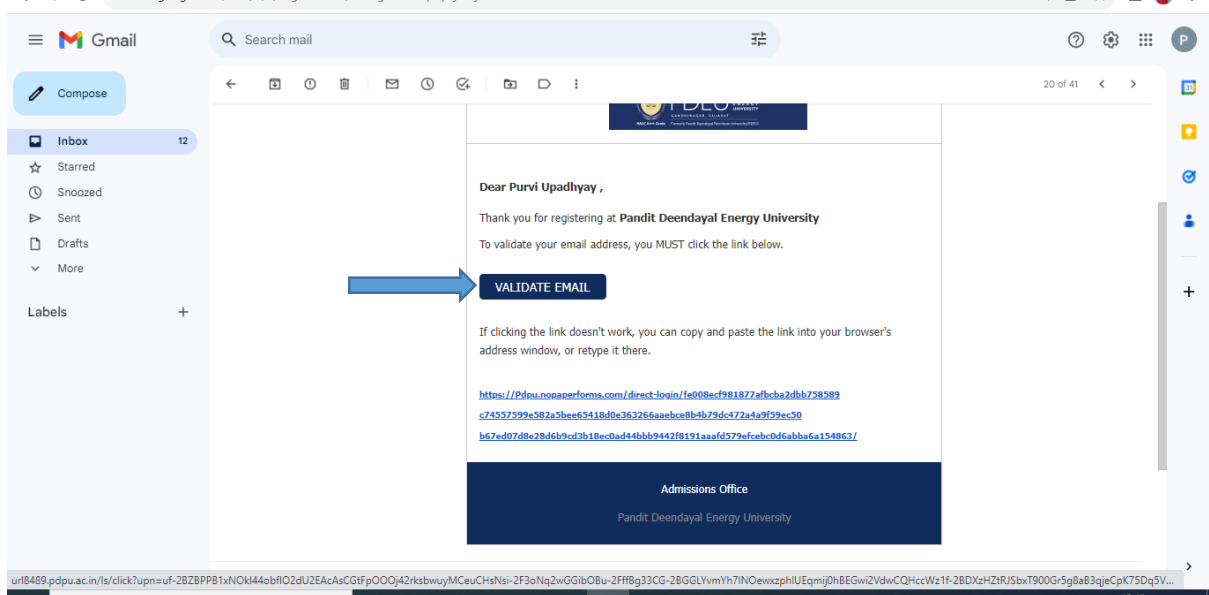
Resend Verification Email

Instructions

- 4) After submitting, you will get verification mail in your registered mail ID.



- 5) Please check mail in your mailbox (check also in SPAM/ JUNK folder) and click on validate email button shown below.



- 6) After that you will be redirected to the PDEU Reporting Form as shown below.

Dashboard

01 Application(s) In-Progress

No Application(s) Completed

No Query Raised

Application Form	Application Submitted On	Application Fees	Action
ACPC D2D reporting form 2023	-	-	Continue Application is 0% Complete

Any Queries? Ask Us

7) Click on “Continue”

ACPC D2D reporting form 2023

Applicant Details Address Details Academic Details Upload Documents

46% Complete (mandatory fields)

Step 1 of 5

Name of the Candidate *
Purvi

Surname *
Upadhyay

First Name *
Purvi

Father Name *
nitinbhai

Branch Allotted *
Electrical Engineering

Enrollment No *
1234567890

ACPC D2D User ID
pdeu@123

Date of Birth *
Admitted as TFWS by ACPC? *
Parent's/Guardian's E-Mail ID *
Parent's/Guardian's Mobile No *

Any Queries? Ask Us

8) Enter basic details in “Applicant Details”. Kindly fill all the information with *

- Hostel Accommodation Required: Select “Yes” if you need hostel accommodation. Otherwise select “No”

9) Enter basic details in “Applicant Details”. Kindly fill all the information with *

Applicant Details Address Details Academic Details Upload Documents

52% Complete (mandatory fields)

Branch Allotted * Electrical Engineering Enrollment No * 1234567890 ACPC D2D User ID pdeu@123

Date of Birth * 09/03/2000 Admitted as TFWS by ACPC? * ☐ Yes ☒ No Parent's/Guardian's E-Mail ID * upadhyaypurvi22@gmail.com Parent's/Guardian's Mobile No * 7567075527

ACPC D2D Rank * 2356 ACPC Application No * ACPC1234 Gender * ☐ Male ☒ Female ☐ Transgender

Category * General Hostel Accommodation required? ☐ Yes ☒ No Student's Email ID * purvipdeu@gmail.com Student's Mobile No * 7567076308
(acknowledgement mail will be sent to this ID)

SAVE & EXIT NEXT

Any Queries? Ask Us

10) Click "NEXT" to navigate to next page

PDEU Welcome Purvi

Applicant Details Address Details Academic Details Upload Documents

65% Complete (mandatory fields) Step 2 of 5

Correspondence Address


Country * India State * Gujarat District * Ahmedabad City * Ahmedabad

Address Line 1 * Sardar Patel Nagar Address Line 2 Shashtrinagar Pincode * 380013
In case your country doesn't have pincode/zipcode enter 000000

BACK SAVE & EXIT NEXT


Any Queries? Ask Us


11) Fill Correspondence Details and Click "NEXT" you will be navigated to "Examination Details" as shown below



PDEU
PARAGANATH DALVI EDUCATIONAL UNIVERSITY


Welcome Purvi ▾

ACPC D2D reporting form 2023


Applicant Details


Address Details


Academic Details


Upload Documents

78% Complete (mandatory fields)

Step 3 of 5

	University/Board *	Branch *	Year of Passing *	Overall Percentage/CGPA/CPI *
Diploma	Gujarat Technological University	Electrical	28/08/2023	75


BACK

SAVE & EXIT

NEXT


Any Queries? Ask Us


- 12) Kindly upload your passport size photo, Allotment letter of ACPC, Fees receipt (i.e. receipt of INR 20000 paid at ACPC) and your Diploma Degree Certificate etc and other mandatory documents



PDEU
PARAGANATH DALVI EDUCATIONAL UNIVERSITY


Welcome Purvi ▾

ACPC D2D reporting form 2023


Applicant Details


Address Details


Academic Details


Upload Documents

94% Complete (mandatory fields)

Step 4 of 5

Latest passport size color photograph *

Fetch From DigiLocker

OR

Choose Files

No file chosen

[Why fetch from DigiLocker?](#)

Admission Allotment letter/ Admission Slip issued by ACPC. *

Fetch From DigiLocker

OR

Choose Files

No file chosen

[Why fetch from DigiLocker?](#)

1 File(s) Uploaded ▾

Receipt of the admission fees paid to ACPC./ For ST/SC candidates, upload Freeship Card. *

Fetch From DigiLocker

OR

Choose Files

No file chosen

[Why fetch from DigiLocker?](#)

1 File(s) Uploaded ▾

Diploma Degree Certificate/ Last Semester mark sheet. *

Fetch From DigiLocker

OR

Choose Files

No file chosen

[Why fetch from DigiLocker?](#)

1 File(s) Uploaded ▾

BACK

SAVE & EXIT

NEXT

Any Queries? Ask Us

← → ↻ pdpu.nopaperforms.com/acpc-d2d-reporting-form-2023/form/submit/UGRISIRjYU1wOfpsalpUdmdBWGtpMFVxR3hMYTloOFVZWTFnNjRIWF8ZUzRXcnZLnJkNlpl... Welcome Purvi ▾

ACPC D2D reporting form 2023

Applicant Details Address Details Academic Details Upload Documents

97% Complete (mandatory fields) Step 4 of 5

Latest passport size color photograph *

Fetch From DigiLocker OR Choose Files No file chosen
Why fetch from DigiLocker?

1 File(s) Uploaded

WhatsAppImage20230728at5.53.10PM.jpeg

Admission Allotment letter/ Admission Slip issued by ACPC. *

Fetch From DigiLocker OR Choose Files No file chosen
Why fetch from DigiLocker?

1 File(s) Uploaded

Receipt of the admission fees paid to ACPC./ For ST/SC candidates, upload Freeship Card. *

Fetch From DigiLocker OR Choose Files No file chosen

Diploma Degree Certificate/ Last Semester mark sheet. *

Fetch From DigiLocker OR Choose Files No file chosen
Why fetch from DigiLocker?

Any Queries? Ask Us

Type here to search 32°C Smoke ENG 14:22 28-08-2023

13) Click on “Submit Application” form as shown below

← → ↻ pdpu.nopaperforms.com/acpc-d2d-reporting-form-2023/form/submit/UGRISIRjYU1wOfpsalpUdmdBWGtpMFVxR3hMYTloOFVZWTFnNjRIWF8ZUzRXcnZLnJkNlpl... Welcome Purvi ▾

ACPC D2D reporting form 2023

Address Details Academic Details Upload Documents Declaration

97% Complete (mandatory fields) Step 5 of 5

Declaration

I hereby declare that all the particulars stated in the application are true to the best of my knowledge and belief. I understand that, in the event of suppression or distortion of any fact like eligibility, educational qualifications, age, category, nationality, etc., made in my application form, I shall be denied admission and if already admitted, my admission is liable to be cancelled at any point of time, without giving necessarily any notice thereof. I also understand that the decision of the University regarding my admission is final and I shall abide completely by the decision. Further, if admitted, I promise to abide completely by the students' discipline and all other rules and regulations of the University.

☒ I Agree

BACK SAVE & EXIT

PREVIEW SUBMIT APPLICATION

Any Queries? Ask Us



Type here to search 32°C Smoke ENG 14:23 28-08-2023

← BACK TO DASHBOARD

Thank You!

Your application has been submitted successfully.

Application Number : D2D/ACPC/2023/018

 Print Acknowledgement Receipt
  Print Application Form

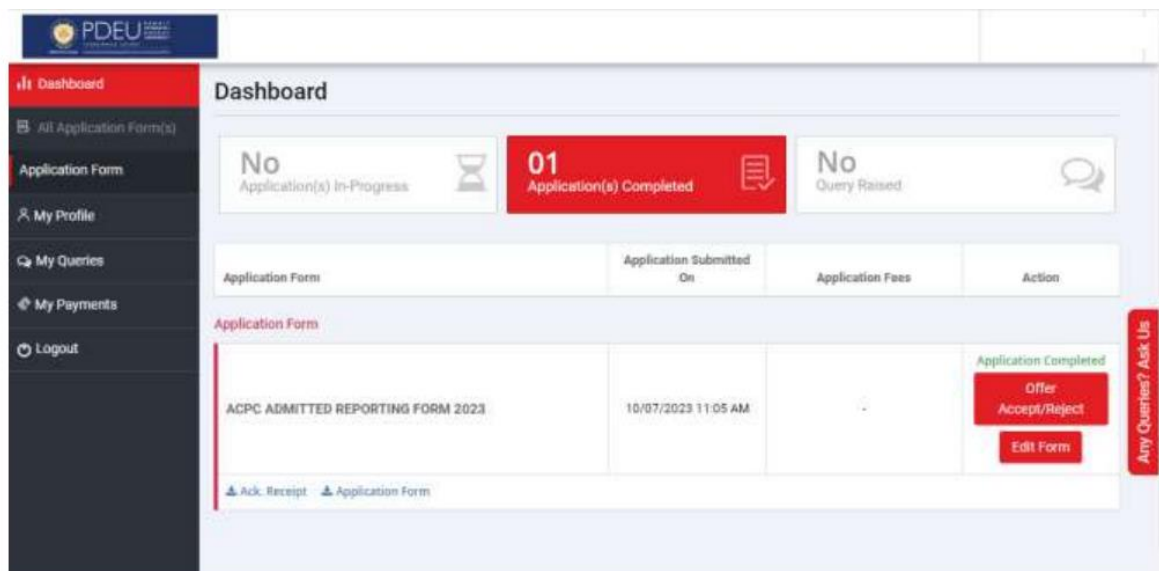
For further reference and any correspondence, please ensure that you mention your application number printed above for easy retrieval of your application form.

This also serves as an acknowledgement that your application has been received by the institution. You can print your completed application form and acknowledgement receipt for your own records.



After Successful Submission of Reporting Form – Click of Back to Dashboard button (Left Top Corner) to process the Payment of admission fee (Rs.116000 or 16000) as applicable.

On Dasborad screen “Accept / Reject Offer ” button is activated / shown, click on “Accept / Reject Offer ” button to initiate the fee payment process.



On Offer Accept / Reject screen the ACPC offered branch will be shown – from the drop down select “Accept” option.

Upload Documents & Declaration

100% Complete (mandatory field)

Step 4 of 4

Any Queries? Ask Us

Branch Offered

ICT

Offer Accept/Reject *

Select

Accept

Reject

Click on “Pay Fees Button” (Right bottom corner), you will be redirected to Payment gateway page.

Upload Documents & Declaration

100% Complete (mandatory field)

PAY FEES

Click on “Pay Fees Button” (Right bottom corner), you will be redirected to Payment gateway page.

Branch Offered

ICT

Offer Accept/Reject *

Accept

PAY FEES

On Payment gateway page – Applicable fee amount to be paid will be shown, Click on Make Payment select the mode of Payment and process admission fee final payment

Free Payment - Google Chrome

pdpu.inopaperforms.com/scpc-admitted-reporting-form/payment/checkout/10e4a87a5021150886b6bf00ce382ace0dd760d8083acb6ea2064ee397c2f9acb8bf5605308ab26c5de0ef38b71...

PDEU

Review Your Payment Details

Personal Details

Order Details

Admission Fees (1) ₹ 116000

Payment Details

Sub Total (1) ₹ 116000.00

Total ₹ 116000.00

Do you have coupon?

APPLY

Make Payment